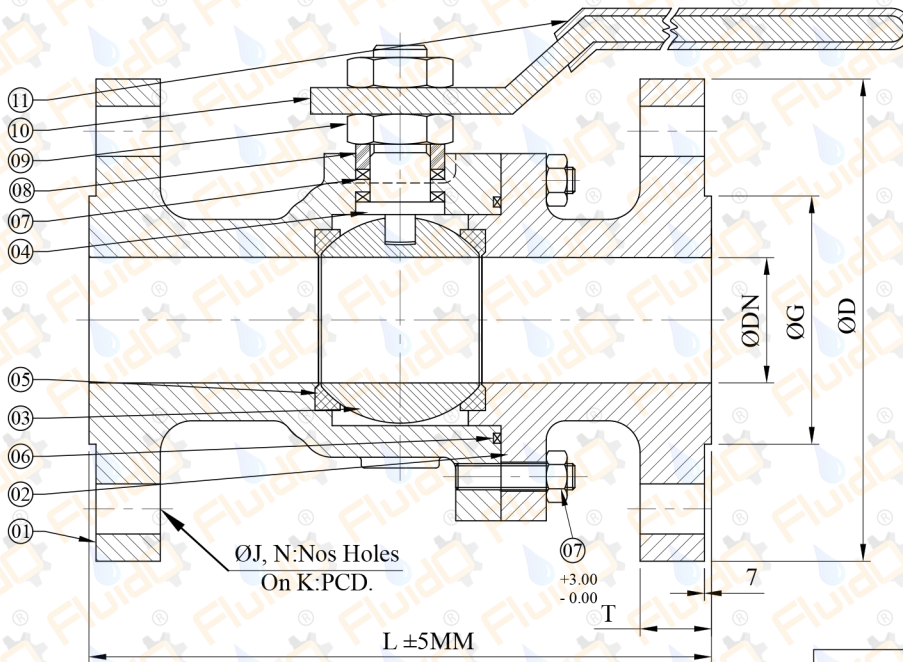
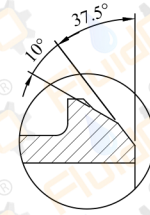


No.	Description	Material
1	Body	ASTM A 216 Gr.WCB / LCB / CD4MCU / CN7M / DUPLEX / ASTM A 351 Gr.CF8/CF8M/CF3/CF3M
2	Side Piece	
3	Ball	AISI 304 / 316 / 304L / 316L / CF8 / CF8M / ASTM A 105/WCB+HARD CROME / CF3 / CF3M / CD4MCU / CN7M / DUPLEX / CA15
4	Stem	AISI 304 / 316 / 304L / 316L
5	Ball Seat	PTFE / R-PTFE / PEEK / DEVLON / GFT / CARBON FILLED
6	Body Seal	PTFE / R-PTFE / PEEK / DEVLON / GFT / CARBON FILLED
7	Gland Seal	PTFE / R-PTFE / PEEK / DEVLON / GFT / CARBON FILLED
8	Gland Bush	C.S. / AISI 304 / 316 / 304L / 316L
9	Gland Nut	C.S. / AISI 304 / 316 / 304L / 316L
10	Lever	C.S. / S.S.304 / S.S.316
11	Sleeve	PVC
12	Name Plate	S.S. (NOT SHOWN)

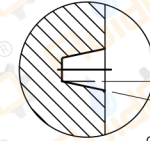
STANDARD	
DESIGN MFG. STD.	API 6D / BS EN 17292
INSP. & TESTING	API 598 / BS 6755 (I)
FIRE SAFE DESIGN	API 607
FACE TO FACE	API 6D / ANSI B 16.10
END CONNECTION	FALNGED ENDS B 16.5 R/F
	ASME B16.5 RF 600# / 900#
BUTTWELD END	ASME B16.25
OPERATING	LEVER OPERATING



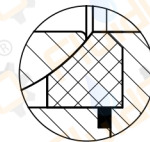
SECTIONAL ELEVATION



BUTT WELD END

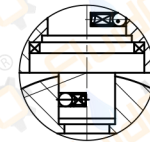


RTJ DETAILS



FIRE SAFE DESIGN

DETAIL - Y



ANTISTATIC DEVICE

DETAIL - X

TESTING STANDARD : API 598 / BS 6755 (I)

600# PRESSURE RATING		900# PRESSURE RATING	
BODY	157 Kg/Cm <sup>2</sup>	BODY	236 Kg/Cm <sup>2</sup>
SEAT	117 Kg/Cm <sup>2</sup>	SEAT	173 Kg/Cm <sup>2</sup>
AIR SEAT	07 Kg/Cm <sup>2</sup>	AIR SEAT	07 Kg/Cm <sup>2</sup>

ALL DIMENSION ARE IN MM 600#								
SR.NO.	SIZE	FACE TO FACE (L)	FLANGE O.D. (D)	RAISED FACE DIA. (G)	FLANGE THK. (T)	NO. OF HOLES (X)	HOLE DIA. (Y)	P.C.D. (Z)
01	2"	50	292	165	92	32.4	08	127.0
02	2.1/2"	65	330	190	105	35.0	08	149.2
03	3"	80	356	210	127	38.0	08	168.3
04	4"	100	432	273	157	44.5	08	216.0
05	5"	125	508	330	186	51.0	08	266.7
06	6"	150	559	356	216	54.0	12	292.0
07	8"	200	660	419	270	62.0	12	349.3
08	10"	250	787	508	324	70.0	16	431.8

ALL DIMENSION ARE IN MM 900#								
SR.NO.	SIZE	FACE TO FACE (L)	FLANGE O.D. (D)	RAISED FACE DIA. (G)	FLANGE THK. (T)	NO. OF HOLES (X)	HOLE DIA. (Y)	P.C.D. (Z)
01	2"	50	368	216	92	44.5	08	165.0
02	2.1/2"	65	419	244	105	48.0	08	149.2
03	3"	80	381	241	127	44.5	08	25.4
04	4"	100	457	292	157	51.0	08	32.0
05	5"	125	559	349	186	57.0	08	35.0
06	6"	150	610	381	216	62.0	12	32.0
07	8"	200	737	470	270	70.0	12	38.0
08	10"	250	838	546	324	76.5	16	38.0

Client :-

Order / Enq. No. :-

Job / Project :-

Office : Plot No-2, Shayona Ind. Estate, Nr. Panchratna Ind. Estate, Vatva GIDC Phase-IV, Ahmedabad-382445, Gujarat, India.  
 Factory : Plot no-14/1A, Panchratna Ind. Estate, Vatva GIDC Phase-IV, Ahmedabad-382445, Gujarat, India.  
 EMAIL: INFO@FLUIDOMECH.COM/URL:WWW.FLUIDOMECHVALVES.COM. URL: WWW.FLUIDOMECH.COM