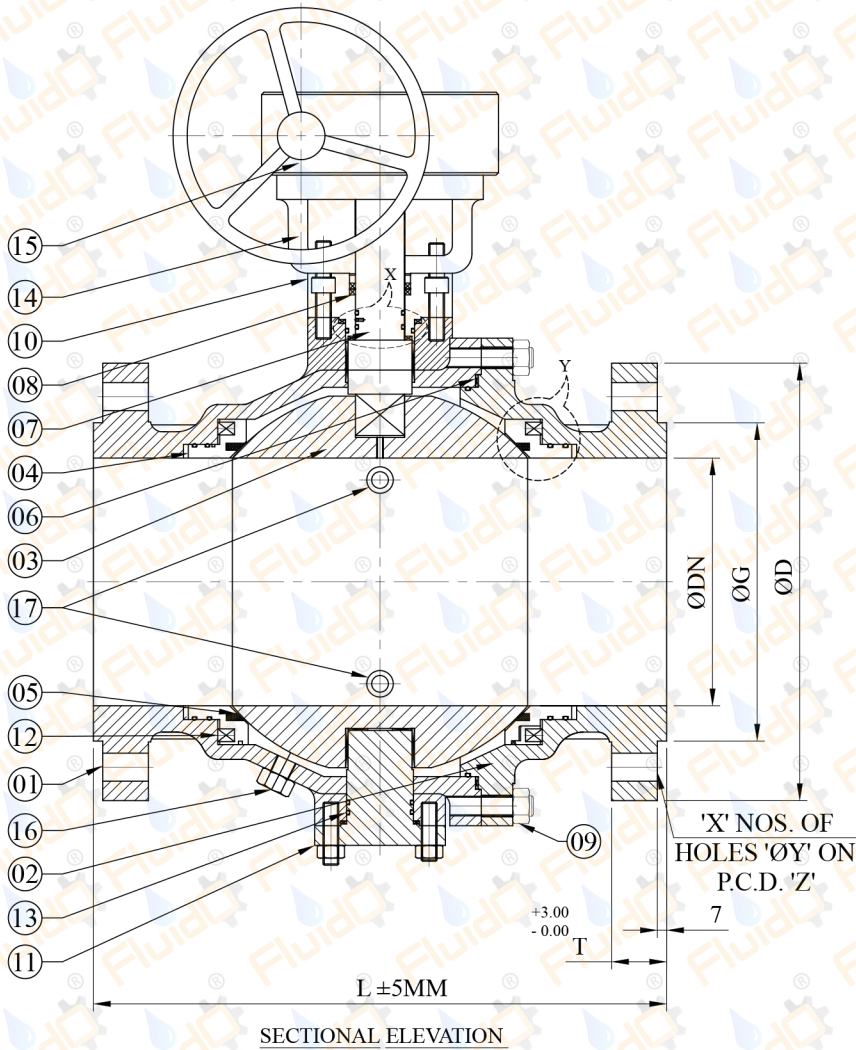


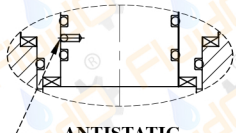


VALVES

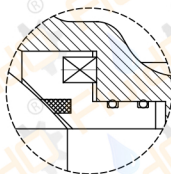
2PC. FB, GEAR OPERATION 600# / 900#
BALL VALVES



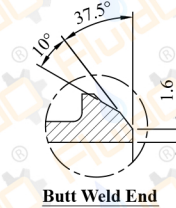
SECTIONAL ELEVATION



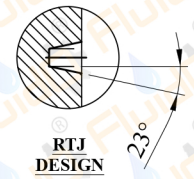
ANTISTATIC
DEVICE
DETAIL - X



SPRING LOADED
DESIGN
DETAIL - Y



Butt Weld End



RTJ
DESIGN

Sr. No.	DESCRIPTION	MATERIAL
01	BODY	ASTM A 216 Gr.WCB / LCB / CD4MCU / CN7M / DUPLEX / ASTM A 351 Gr.CF8/CF8M/CF3/CF3M
02	SIDE PIECE	DUPLEX / ASTM A 351 Gr.CF8/CF8M/CF3/CF3M
03	BALL	AISI 304 / 316 / 304L / 316L / CF8 / CF8M / ASTM A 105/WCB+HARD CROME / CF3 / CF3M / CD4MCU / CN7M / DUPLEX /CA15
04	SEAT RETAINER	AISI 304 / 316 / 304L / 316L
05	SEAT INSERT	PTFE / R-PTFE / PEEK / DEVLON / GFT / CARBON FILLED
06	GASKET	PTFE / R-PTFE / PEEK / DEVLON / GFT / CARBON FILLED SPW S.S.304 + GRIPHITE /SPW S.S.316 + GRIPHITE
07	STEM	AISI 304 / 316 / 304L / 316L
08	GLAND PACKING	PTFE / R-PTFE / PEEK / DELRIN / GFT / CARBON FILLED
09	BODY STUD / NUT	C.S. / B7 / 2H / S.S.304 / S.S.316 / A 320 Gr.L7 (AS PER REQ.)
10	STUFFING BOX	C.S. / AISI 304 / 316 / 304L / 316L
11	TRUNNION	AISI 304 / 316 / 304L / 316L
12	SEAT SPRING	INCONEL X750
13	O-RING	NITRILE / VITON
14	BRACKET	MILD STEEL / INTEGRAL / FABRICATED
15	GEAR	STANDARD
16	DRAIN PLUG	AISI 304 / 316
17	VENT PLUG	AISI 304 / 316
18	NAME PLATE	S.S. (NOT SHOWN)

STANDARD

DESIGN MFG. STD.	API 6D / BS EN 17292
INSP. & TESTING	API 598 / BS 6755 (I)
FIRE SAFE DESIGN	API 607 / API6FA
FACE TO FACE	API 6D / ANSI B 16.10
END CONNECTION	FALNGED ENDS B 16.5 R/F / RTJ ASME B16.5 RF 600# / 900#
BUTTWELD END	ASME B16.25
OPERATING	GEAR OPERATING

TESTING STANDARD : API 598 / BS 6755 (I)

600# PRESSURE RATING		900# PRESSURE RATING	
BODY	157 Kg/Cm ²	BODY	236 Kg/Cm ²
SEAT	117 Kg/Cm ²	SEAT	173 Kg/Cm ²
AIR SEAT	07 Kg/Cm ²	AIR SEAT	07 Kg/Cm ²

ALL DIMENSION ARE IN MM 600#

SR.NO.	SIZE	FACE TO FACE (L)	FLANGE O.D. (D)	RAISED FACE DIA. (G)	FLANGE THK. (T)	NO. OF HOLES (X)	HOLE DIA. (Y)	P.C.D. (Z)
01	2"	50	292	165	92	32.4	19.0	127.0
02	2.1/2"	65	330	190	105	35.0	22.2	149.2
03	3"	80	356	210	127	38.0	22.2	168.3
04	4"	100	432	273	157	44.5	25.4	216.0
05	5"	125	508	330	186	51.0	28.6	266.7
06	6"	150	559	356	216	54.0	28.6	292.0
07	8"	200	660	419	270	62.0	32.0	349.3
08	10"	250	787	508	324	70.0	35.0	431.8
09	12"	300	838	559	381	73.0	35.0	489.0
10	14"	350	889	603	413	76.5	38.0	527.0
11	16"	400	991	686	470	82.5	41.3	603.3
12	18"	450	1092	743	534	89.0	44.5	654.0

ALL DIMENSION ARE IN MM 900#

SR.NO.	SIZE	FACE TO FACE (L)	FLANGE O.D. (D)	RAISED FACE DIA. (G)	FLANGE THK. (T)	NO. OF HOLES (X)	HOLE DIA. (Y)	P.C.D. (Z)
01	2"	50	368	216	92	44.5	25.4	165.0
02	2.1/2"	65	419	244	105	48.0	28.6	149.2
03	3"	80	381	241	127	44.5	25.4	190.5
04	4"	100	457	292	157	51.0	32.0	235.0
05	5"	125	559	349	186	57.0	35.0	279.4
06	6"	150	610	381	216	62.0	32.0	317.5
07	8"	200	737	470	270	70.0	38.0	393.7
08	10"	250	838	546	324	76.5	38.0	470.0
09	12"	300	965	610	381	86.0	38.0	533.4
10	14"	350	1029	641	413	92.0	41.3	558.5
11	16"	400	1130	705	470	95.5	44.5	616.0
12	18"	450	1219	787	534	108	51.0	685.8

Client :-

Order / Enq. No. :-

Job / Project :-

Office : Plot No-2, Shayona Ind. Estate, Nr. Panchratna Ind. Estate, Vatva GIDC Phase-IV, Ahmedabad-382445, Gujarat, India.

Factory : Plot no-14/1A, Panchratna Ind. Estate, Vatva GIDC Phase-IV, Ahmedabad-382445, Gujarat, India.

EMAIL: INFO@FLUIDOMECH.COM/URL:WWW.FLUIDOMECHVALVES.COM. URL: WWW.FLUIDOMECH.COM